


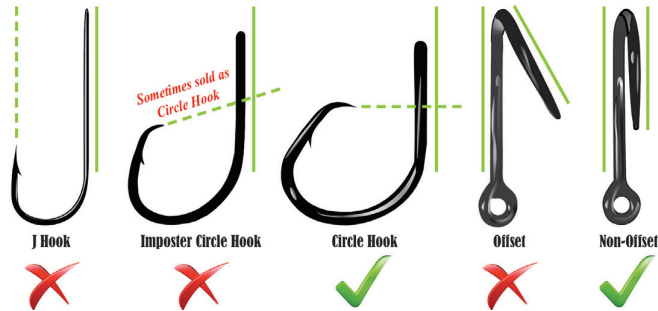
Circle Hooks for Striped Bass



Delaware's regulation requires using non-offset circle hooks when fishing for striped bass using cut or whole natural baits like clams, squid, mackerel, menhaden, seaworms, or eels. Using non-offset circle hooks significantly increases survival of released striped bass by reducing occurrences of gut hooking.

What's a circle hook?

Unlike a J-shaped hook, on a non-offset circle hook the point curves back toward the shank.



BEWARE of Circle Hook Imposters

Just because it says circle hook on the packaging does not mean it is. Typically, on these imposter circle hooks, the point is angled back toward the shank but NOT at a perpendicular angle.

How do circle hooks work?

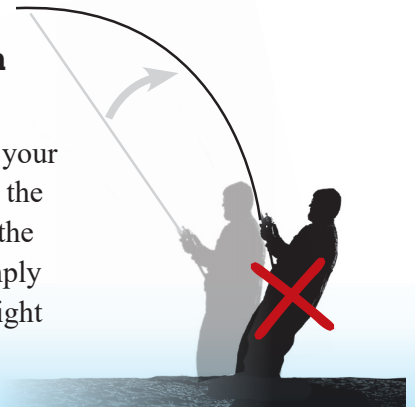


If a striped bass swallows your bait, the circle hook will slide out from its throat and catch on the corner of its jaw. The circle hook sets itself when the fish tries to swim away.

How do I use a circle hook?

When a fish takes your bait, do not sweep the rod upward to set the hook! Instead, simply let the line come tight and fight the fish.

What if I gut-hook a fish?

When using circle hooks, you may occasionally gut-hook a fish. If this happens, cut the leader as close as you can to the hook and leave it in the fish.



BROUGHT TO YOU BY



On The Water
THE ANGLER'S GUIDE

